



**50%** LESS WATER

**33%** LESS LABOR

**100%** TERMIDOR

INTRODUCING



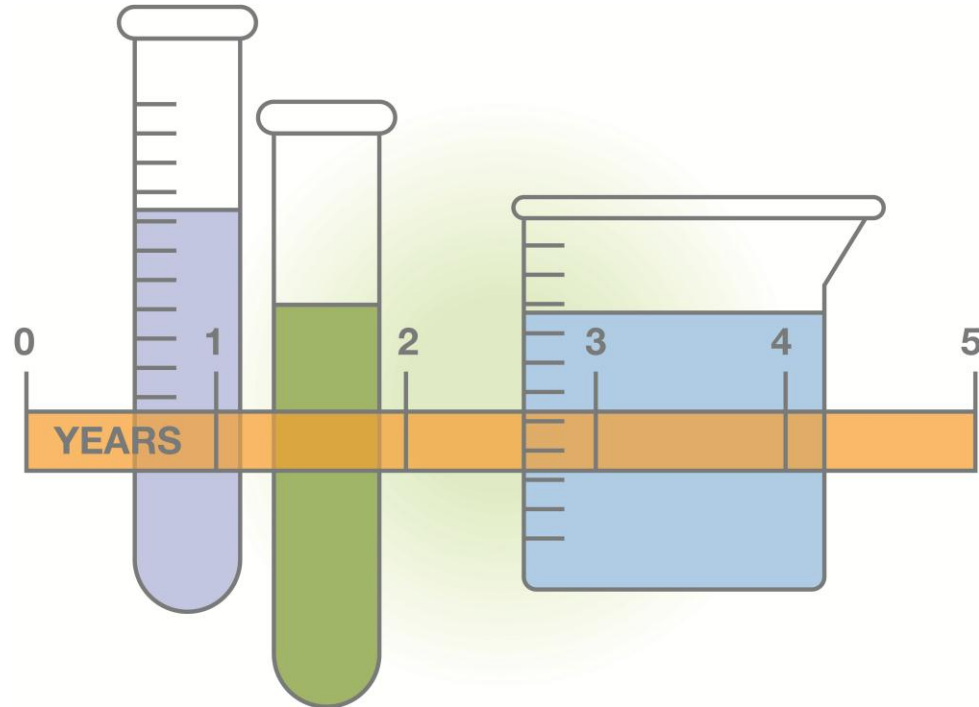
**TERMIDOR<sup>®</sup> H·E**

HIGH-EFFICIENCY TERMITICIDE COPACK  
WITH TERMIDOR<sup>®</sup> HE TECHNOLOGY

 **BASF**  
The Chemical Company

# 5 Years of Research and Experimentation

- **Termidor HE Copack** is the result of more than 5 years of research on over 500 compounds by BASF scientists.
- **Research Goal:** Maintain the efficacy of **Termidor SC** while reducing the amount of water in an application by improving the dispersion of the active ingredient within the soil.



# The Most Effective is Now the Most Efficient



- Most **Termidor HE Copack** applications require half the water\* of other liquid termiticide applications\*\*, with no reduction in active ingredient in the soil.
- The **Termidor HE Copack** application method is the most significant change for **Termidor**® products since *Perimeter Plus*™ was introduced 8 years ago.
- Using 50% less water enables significant changes in application methods.
  - 77% smaller trenches
  - 33% fewer drill holes
  - 50% shallower maximum treatment depths

\*For most labeled applications.

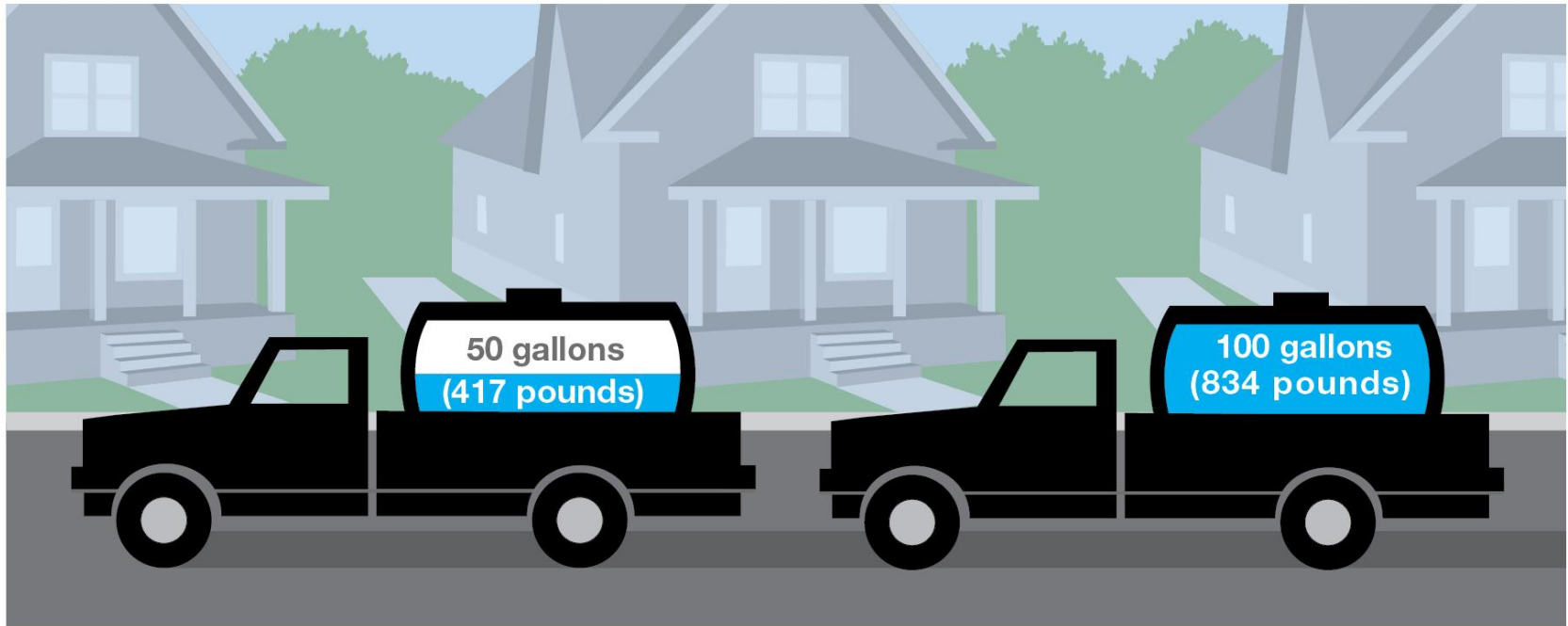
\*\*Throughout presentation, "standard" or "other liquid termiticide applications" refers to **Termidor SC** or **Termidor 80 WG**.



**TERMIDOR® H·E**

HIGH-EFFICIENCY TERMITICIDE COPACK  
WITH TERMIDOR® HE TECHNOLOGY

# Half the Water: 2 Gallons Per 10 Linear Feet



**In the case of a 200 linear foot home**, as few as 40 gallons (334 pounds) of finished solution are needed with **Termidor HE Copack**, versus as many as 80 gallons (667 pounds) with industry standard treatments.





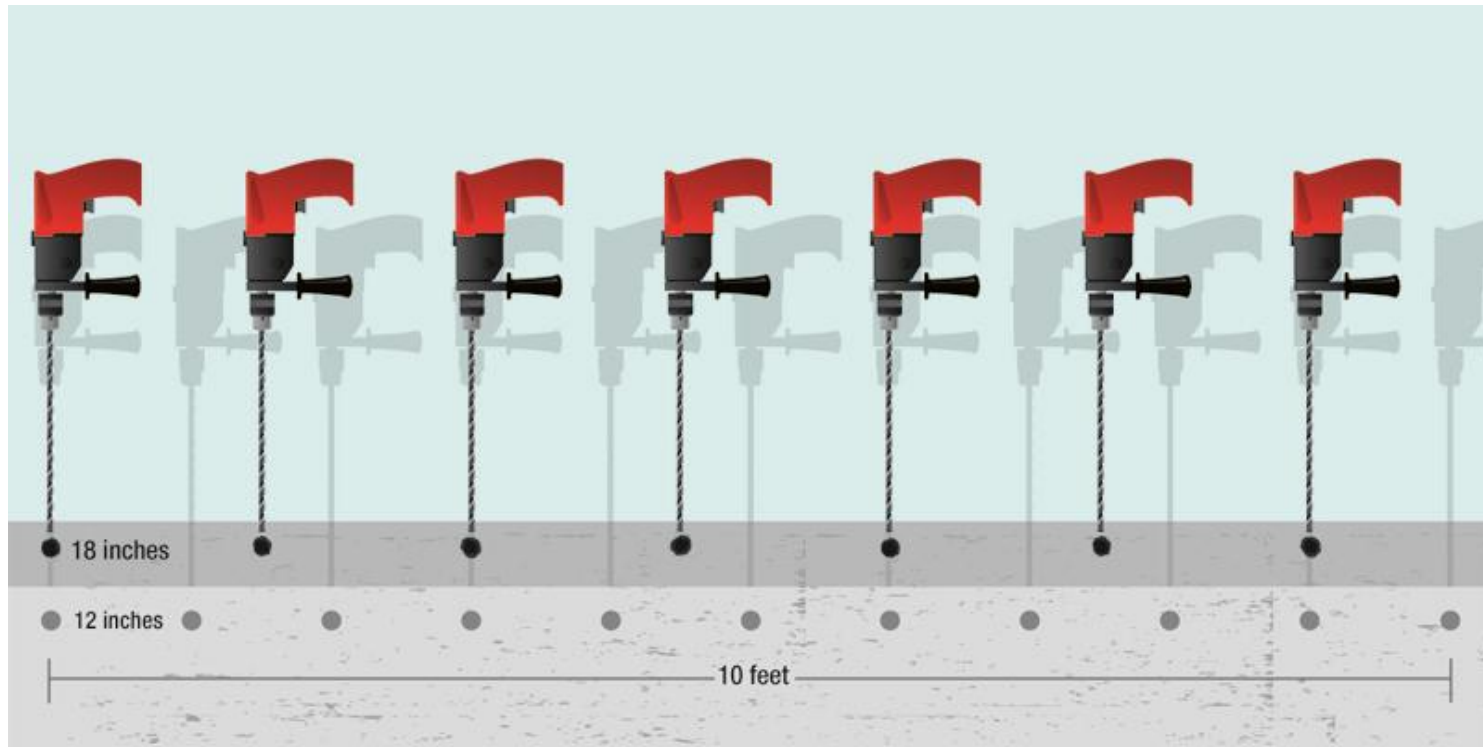
# Smaller Trenches: 2-Inches Deep by 4-Inches Wide



**In the case of a 200 linear foot home, the amount of soil that needs to be removed and replaced with Termidor HE Copack is approximately one ton less than with industry standard treatments.**

*Calculations based on average weight of soil at 78 pounds per cubic foot.*

# Wider Spacing for Drilling and Rodding: 18-Inches



**For every 10 linear feet, 4 fewer drill holes are required with Termidor HE Copack versus industry standard treatments. This means, for a 200 linear foot home, as many as 80 fewer drill holes, or 35% fewer drill holes, are required.**

# Shallower Maximum Treatment Depth: 2-Feet

- For footings more than 2 feet below grade, trench/rod into the trench or trench alone along foundation to a minimum depth of 2 feet
- If top of footing is exposed, treatment of adjacent soil required to depth of 2 feet but not to go below the bottom of the footing
- Like with other **Termidor** products, depth of treatment will vary depending on various (see label)



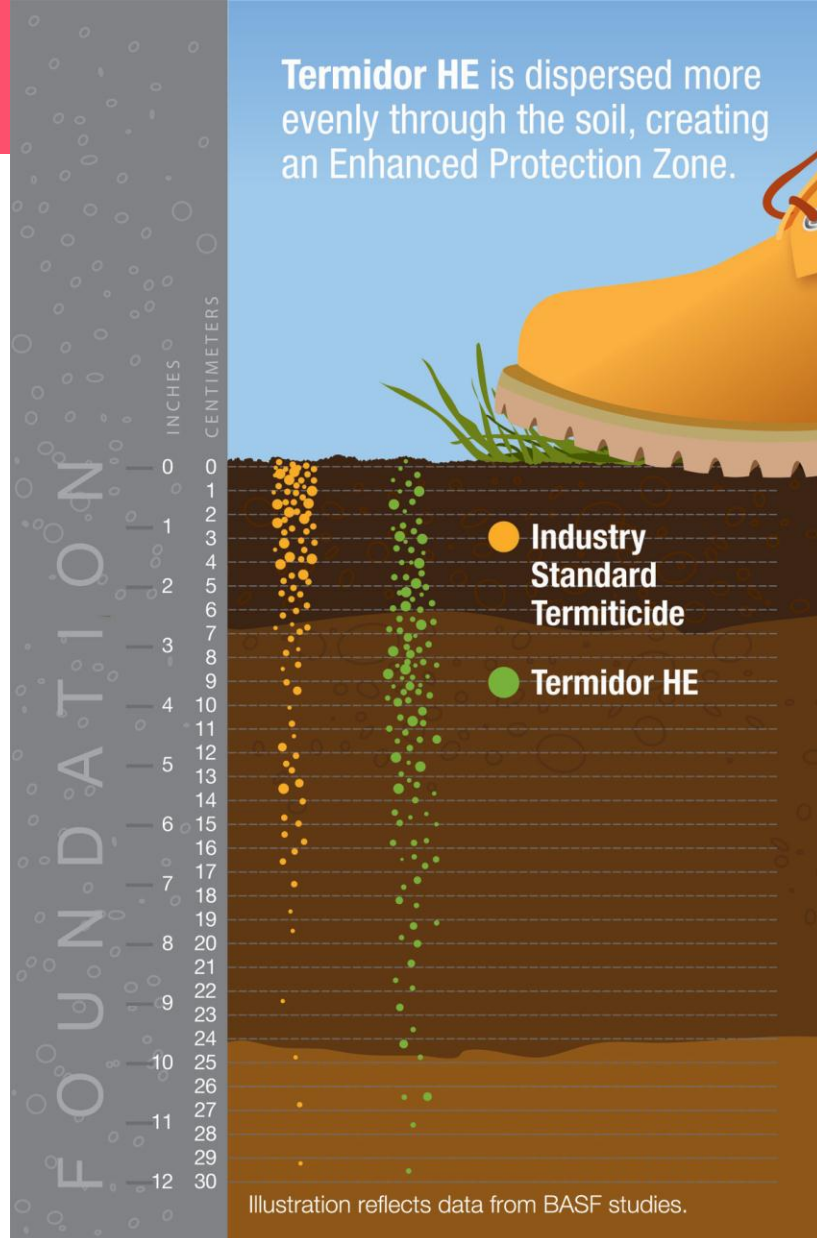
4-foot treatment depth: traditional liquid applications



2-foot treatment depth: **Termidor HE Copack**

# Enhanced Protection Zone

**Termidor HE** is dispersed more evenly through the soil, creating an Enhanced Protection Zone.



- Traditional liquid termite treatments rely on standardized finished dilutions and minimum trench depths for dispersal of termiticide within the soil.
- The new molecular technology temporarily improves water interaction and enhances dispersal of fipronil within the treatment zone.
- The patented molecular technology of **Termidor HE Copack** allows active ingredient to be “released” with precision and more even dispersal within the treatment zone, where it binds tightly to the soil.



# Always read and follow label directions.

[www.PestControl.basf.us](http://www.PestControl.basf.us) • 1-800-777-8570

Throughout presentation, “industry standard” refers to **Termidor 80 WG** and **Termidor SC**.

All products or logos denoted with ® or TM are registered trademarks or trademarks of BASF Corporation. The Termidor HE Copack label may not be approved in all states.

© 2012 BASF Corporation. All rights reserved.



**TERMIDOR® H·E**

HIGH-EFFICIENCY TERMITICIDE COPACK  
WITH TERMIDOR® HE TECHNOLOGY